

**Spa Francorchamps**  
**Euroformula Open**  
**Free Practice - 1**  
**Provisional Results**



Clas	Nº	Driver	Nat	Cat	Clas	Team	Nat	Vehicle	Laps	Best	Time	Gap	Interval	Km/h
1	44	Diego de la Torre	MEX			Team Motopark	DEU	Dallara F324 TOM'S TGE 33	10	10	2:25.130			173.7
2	21	Rui-Heng Yeh	TPE			Team Motopark	DEU	Dallara F324 TOM'S TGE 33	12	11	2:26.357	1.227	1.227	172.2
3	9	Everett Stack	USA			Team Motopark	DEU	Dallara F324 TOM'S TGE 33	8	5	2:26.668	1.538	0.311	171.9
4	11	Alessandro Famularo	VEN			BVM Racing	ITA	Dallara F324 TOM'S TGE 33	10	8	2:26.695	1.565	0.027	171.8
5	50	Jan Koller	CZE	RT	1	Team Motopark	DEU	Dallara F324 TOM'S TGE 33	10	10	2:26.854	1.724	0.159	171.6
6	8	Alceu Feldmann	BRA	RT	2	BVM Racing	ITA	Dallara F324 TOM'S TGE 33	3	3	2:26.931	1.801	0.077	171.6
7	37	Filippo Fiorentino	BRA	RT	3	DRIVEX	ESP	Dallara F324 TOM'S TGE 33	14	12	2:27.067	1.937	0.136	171.4
8	55	Divy Nandan	IND			BVM Racing	ITA	Dallara F324 TOM'S TGE 33	4	3	2:27.447	2.317	0.380	171.0
9	48	Genaro Trappa	ARG	RT	4	DRIVEX	ESP	Dallara F324 TOM'S TGE 33	13	13	2:27.835	2.705	0.388	170.5
10	27	Jesse Carrasquedo	MEX			Team Motopark	DEU	Dallara F324 TOM'S TGE 33	9	7	2:27.862	2.732	0.027	170.5
11	3	Javier Herrera	MEX	RT	5	BVM Racing	ITA	Dallara F324 TOM'S TGE 33	14	13	2:27.927	2.797	0.065	170.4
12	7	Wiktor Dobrzański	POL	RT	6	Team Motopark	DEU	Dallara F324 TOM'S TGE 33	11	7	2:28.265	3.135	0.338	170.0
13	10	Lorenzo Castillo	MEX	RT	7	Team Motopark	DEU	Dallara F324 TOM'S TGE 33	10	8	2:29.696	4.566	1.431	168.4
14	58	Aaron Ferrazzano	BEL	RT	8	Neri Autosport	BEL	Dallara F324 TOM'S TGE 33	9	9	2:32.809	7.679	3.113	165.0

Published at:.....

Track Temp: 12.2 °C Air Temp: 6.8 °C Humidity: 77 % Track Status: WET

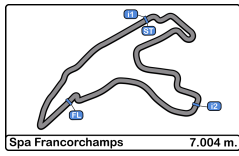
Race Director:

Timekeeper:



CIRCUIT DE SPA  
FRANCORCHAMPS





**Spa Francorchamps**  
**Euroformula Open**  
**Free Practice - 1**  
**Track Limit**



The Stewards, having received a report from Race Director, have considered the following matter and determine the following:

**Session** Free Practice - 1  
**Fact** The cars below did not use the track at the turns listed below

**Infringement** Breach of Appendix L Chapter IV Article 2 c) of the FIA International Sporting Code and Article 19.4/19.5 of the Sporting Regulations.

**Decision** Deletion of the lap times shown in accordance with Article 12.4.1.e of the FIA International Sporting Code.

**Note**

- Certain decisions of the Stewards are subject to appeal (Article 15 of the FIA International Sporting Code).
- These penalties are not subject to appeal Article.12.3.4 of the FIA International Sporting Code and Article 16.5 of the Sporting Regulations.
- According to Article.12.3.3.b of the FIA International Sporting Code these decisions become immediately binding even in case of an appeal.

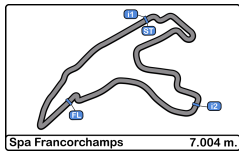
Ord	Turn	N° Driver	Entrant/Team	Time of Day	Lap Time
1	10	7 Wiktor Dobrzański	Team Motopark	9:23:05.346	6:24.558
2	10	9 Everett Stack	Team Motopark	9:24:29.265	15:36.691
3	10	37 Filippo Fiorentino	DRIVEX	9:24:51.718	2:41.797
4	10	27 Jesse Carrasquedo	Team Motopark	9:26:48.315	2:29.902
5	4	7 Wiktor Dobrzański	Team Motopark	9:35:35.916	2:30.024
6	4	11 Alessandro Famularo	BVM Racing	9:36:39.749	2:26.885
7	4	7 Wiktor Dobrzański	Team Motopark	9:38:13.719	2:37.803
8	4	37 Filippo Fiorentino	DRIVEX	9:39:05.523	2:27.534
9	10	11 Alessandro Famularo	BVM Racing	9:39:19.780	2:40.031

The Stewards:



CIRCUIT DE SPA  
FRANCORCHAMPS





**Spa Francorchamps**  
Euroformula Open  
Free Practice - 1



**Provisional Results by Category**

Clas	Nº	Driver	Nat	Cat	Clas	Team	Nat	Vehicle	Laps	Best	Time	Gap	Interval	Km/h
1	44	Diego de la Torre	MEX			Team Motopark	DEU	Dallara F324 TOM'S TGE 33	10	10	2:25.130			173.7
2	21	Rui-Heng Yeh	TPE			Team Motopark	DEU	Dallara F324 TOM'S TGE 33	12	11	2:26.357	1.227	1.227	172.2
3	9	Everett Stack	USA			Team Motopark	DEU	Dallara F324 TOM'S TGE 33	8	5	2:26.668	1.538	0.311	171.9
4	11	Alessandro Famularo	VEN			BVM Racing	ITA	Dallara F324 TOM'S TGE 33	10	8	2:26.695	1.565	0.027	171.8
5	55	Divy Nandan	IND			BVM Racing	ITA	Dallara F324 TOM'S TGE 33	4	3	2:27.447	2.317	0.752	171.0
6	27	Jesse Carrasquedo	MEX			Team Motopark	DEU	Dallara F324 TOM'S TGE 33	9	7	2:27.862	2.732	0.415	170.5

**RT**

Clas	Nº	Driver	Nat	Cat	Clas	Team	Nat	Vehicle	Laps	Best	Time	Gap	Interval	Km/h
1	50	Jan Koller	CZE	RT	1	Team Motopark	DEU	Dallara F324 TOM'S TGE 33	10	10	2:26.854			171.6
2	8	Alceu Feldmann	BRN	RT	2	BVM Racing	ITA	Dallara F324 TOM'S TGE 33	3	3	2:26.931	0.077	0.077	171.6
3	37	Filippo Fiorentino	BRN	RT	3	DRIVEX	ESP	Dallara F324 TOM'S TGE 33	14	12	2:27.067	0.213	0.136	171.4
4	48	Genaro Trappa	ARG	RT	4	DRIVEX	ESP	Dallara F324 TOM'S TGE 33	13	13	2:27.835	0.981	0.768	170.5
5	3	Javier Herrera	MEX	RT	5	BVM Racing	ITA	Dallara F324 TOM'S TGE 33	14	13	2:27.927	1.073	0.092	170.4
6	7	Wiktor Dobrzański	POL	RT	6	Team Motopark	DEU	Dallara F324 TOM'S TGE 33	11	7	2:28.265	1.411	0.338	170.0
7	10	Lorenzo Castillo	MEX	RT	7	Team Motopark	DEU	Dallara F324 TOM'S TGE 33	10	8	2:29.696	2.842	1.431	168.4
8	58	Aaron Ferrazzano	BEL	RT	8	Neri Autosport	BEL	Dallara F324 TOM'S TGE 33	9	9	2:32.809	5.955	3.113	165.0

Published at:.....

Track Temp: 12.2 °C Air Temp: 6.8 °C Humidity: 77 % Track Status: WET

Race Director:

Timekeeper:



CIRCUIT DE SPA  
FRANCORCHAMPS

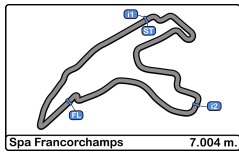


Autoforum Española  
de Automóviles



INTERNATIONAL  
SERIES





**Spa Francorchamps**  
Euroformula Open  
Free Practice - 1  
**Lap Analysis**



**37**

Filippo Fiorentino

Dallara F324 TOM'S TGE 33

**50**

Jan Koller

Dallara F324 TOM'S TGE 33

RT							DRIVEX						RT						Team Motopark					
Lap	D	Time	Sector 1	Sector 2	Sector 3	T. Spd	Elapsed	Lap	D	Time	Sector 1	Sector 2	Sector 3	T. Spd	Elapsed	Lap	D	Time	Sector 1	Sector 2	Sector 3	T. Spd	Elapsed	
1		9:03:59.557	9:01:54.067	1:19.930	45.560	183.3	9:03:59.557	1		9:04:06.717	P	9:01:39.379	1:29.335	58.003	192.5	9:04:06.717								
2		2:41.455	45.584	1:14.346	41.525	193.5	9:06:41.012	2		8:48.032	P	6:29.881	1:23.398	54.753	201.4	9:12:54.749								
3		2:42.980	48.029	1:14.514	40.437	173.3	9:09:23.992	3		5:34.022	P	3:21.381	1:18.894	53.747	204.9	9:18:28.771								
4		2:35.192	43.425	1:11.545	40.222	235.2	9:11:59.184	4		6:45.860		4:46.379	1:17.192	42.289	206.1	9:25:14.631								
5		2:32.731	42.484	1:10.549	39.698	237.8	9:14:31.915	5		2:38.552		43.985	1:11.662	42.905	225.9	9:27:53.183								
6		2:31.761	42.174	1:10.281	39.306	238.4	9:17:03.676	6		2:32.014		42.960	1:09.766	39.288	228.8	9:30:25.197								
7		2:32.172	42.241	1:10.980	38.951	240.5	9:19:35.848	7		2:28.899		42.674	1:08.032	38.193	231.2	9:32:54.096								
8		2:34.073	42.151	1:11.315	40.607	240.5	9:22:09.921	8		2:27.317		41.789	1:07.376	38.152	231.7	9:35:21.413								
9		2:41.797	P	42.132	1:11.176	48.489	239.4	9:24:51.718	9		2:41.176		47.135	1:14.437	39.604	230.7	9:38:02.589							
10		6:51.809	4:52.121	1:15.380	44.308	202.6	9:31:43.527	10		2:26.854		41.980	1:06.824	38.050	231.2	9:40:29.443								
11		2:27.395	41.917	1:07.267	38.211	238.4	9:34:10.922																	
12		2:27.067	41.356	1:07.687	38.024	240.0	9:36:37.989																	
13		2:27.534	41.781	1:07.714	38.039	240.0	9:39:05.523																	
14		2:27.269	41.138	1:07.932	38.199	240.0	9:41:32.792																	

**44**

Diego de la Torre

Dallara F324 TOM'S TGE 33

**55**

Divy Nandan

Dallara F324 TOM'S TGE 33

Team Motopark							BVM Racing									
Lap	D	Time	Sector 1	Sector 2	Sector 3	T. Spd	Elapsed	Lap	D	Time	Sector 1	Sector 2	Sector 3	T. Spd	Elapsed	
1		9:03:48.339	P	9:01:24.914	1:24.072	59.353	152.5	9:03:48.339	1		9:31:35.229	9:29:47.872	1:09.075	38.282	223.6	9:31:35.229
2		8:33.290	P	6:04.456	1:28.063	1:00.771	175.8	9:12:21.629	2		2:28.048	42.195	1:07.997	37.856	234.7	9:34:03.277
3		7:08.832	P	4:49.465	1:22.707	56.660	178.8	9:19:30.461	3		2:27.447	42.303	1:07.315	37.829	235.2	9:36:30.724
4		5:52.281	4:02.287	1:10.826	39.168	210.5	9:25:22.742	4		2:29.356	42.108	1:09.229	38.019	234.7	9:39:00.080	
5		2:27.065	41.731	1:07.242	38.092	234.2	9:27:49.807	5				42.446	1:08.255		234.2	

**48**

Genaro Trappa

Dallara F324 TOM'S TGE 33

**58**

Aaron Ferrazzano

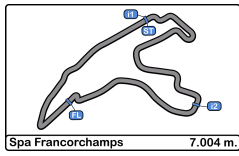
Dallara F324 TOM'S TGE 33

RT							DRIVEX						RT						Neri Autosport						
Lap	D	Time	Sector 1	Sector 2	Sector 3	T. Spd	Elapsed	Lap	D	Time	Sector 1	Sector 2	Sector 3	T. Spd	Elapsed	Lap	D	Time	Sector 1	Sector 2	Sector 3	T. Spd	Elapsed		
1		9:03:41.512	9:01:31.438	1:24.062	46.012	182.1	9:03:41.512	1		9:09:28.783	9:07:30.286	1:17.314	41.183	193.8	9:09:28.783	1		9:09:28.783	9:07:30.286	1:17.314	41.183	193.8	9:09:28.783		
2		2:47.440	46.711	1:16.350	44.379	222.6	9:06:28.952	2		2:35.724	44.027	1:11.536	40.161	229.7	9:12:04.507	2		2:35.724	44.027	1:11.536	40.161	229.7	9:12:04.507		
3		2:36.517	44.466	1:12.470	39.581	215.5	9:09:05.469	3		2:34.772	43.344	1:11.476	39.952	232.7	9:14:39.279	3		2:34.772	43.344	1:11.476	39.952	232.7	9:14:39.279		
4		2:35.924	44.965	1:11.693	39.266	232.2	9:11:41.393	4		2:46.812	P	43.509	1:12.302	51.001	232.7	9:17:26.091	4		2:46.812	P	43.509	1:12.302	51.001	232.7	9:17:26.091
5		2:34.238	43.744	1:10.958	39.536	233.2	9:14:15.631	5		10:21.551	P	7:50.667	1:35.149	55.735	172.2	9:27:47.642	5		10:21.551	P	7:50.667	1:35.149	55.735	172.2	9:27:47.642
6		2:33.476	43.546	1:10.733	39.197	234.2	9:16:49.107	6		6:17.147	P	3:53.906	1:24.913	58.328	156.9	9:34:04.789	6		6:17.147	P	3:53.906	1:24.913	58.328	156.9	9:34:04.789
7		2:32.541	42.905	1:10.640	38.996	235.8	9:19:21.648	7		2:52.110	1:02.333	1:10.163	39.614	227.8	9:36:56.899	7		2:52.110	1:02.333	1:10.163	39.614	227.8	9:36:56.899		
8		2:57.465	P	46.971	1:19.464	51.030	186.2	9:22:19.113	8		2:33.697	43.113	1:11.445	39.139	234.2	9:39:30.596	8		2:33.697	43.113	1:11.445	39.139	234.2	9:39:30.596	
9		8:00.487	6:03.079	1:17.361	40.047	213.0	9:30:19.600	9		2:32.809	42.842	1:10.367	39.600	234.2	9:42:03.405	9		2:32.809	42.842	1:10.367	39.600	234.2	9:42:03.405		
10		2:27.925	41.802	1:08.109	38.014	240.0	9:32:47.525																		
11		2:27.936	41.860	1:08.447	37.629	238.9	9:35:15.461																		
12		2:39.567	44.665	1:16.210	38.692	193.2	9:37:55.028																		
13		2:27.835	41.835	1:07.647	38.353	238.9	9:40:22.863																		



CIRCUIT DE SPA FRANCORCHAMPS





Spa Francorchamps  
Euroformula Open  
Free Practice - 1  
Best Sectors Results

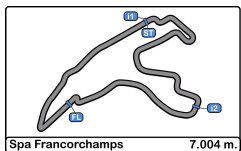


Sector - 1				Sector - 2				Sector - 3				Ideal Lap vs Best Lap			
Clas	Nº	Driver	Time	Nº	Driver	Time	Nº	Driver	Time	Clas	Nº	Driver	Ideal Lap	Best Lap	Clas
1	37	Filippo Fiorentino	41.138	44	Diego de la Torre	1:05.479	3	Javier Herrera	37.583	1	44	Diego de la Torre	2:24.872	2:25.130	1
2	11	Alessandro Famularo	41.183	9	Everett Stack	1:06.751	8	Alceu Feldmann	37.596	2	9	Everett Stack	2:26.043	2:26.668	3
3	9	Everett Stack	41.263	50	Jan Koller	1:06.824	48	Genaro Trappa	37.629	3	21	Rui-Heng Yeh	2:26.242	2:26.357	2
4	21	Rui-Heng Yeh	41.292	21	Rui-Heng Yeh	1:07.129	21	Rui-Heng Yeh	37.821	4	11	Alessandro Famularo	2:26.360	2:26.695	4
5	3	Javier Herrera	41.402	37	Filippo Fiorentino	1:07.267	55	Divy Nandan	37.829	5	37	Filippo Fiorentino	2:26.429	2:27.067	7
6	27	Jesse Carrasquedo	41.417	55	Divy Nandan	1:07.315	11	Alessandro Famularo	37.832	6	50	Jan Koller	2:26.663	2:26.854	5
7	44	Diego de la Torre	41.555	11	Alessandro Famularo	1:07.345	44	Diego de la Torre	37.838	7	8	Alceu Feldmann	2:26.825	2:26.931	6
8	8	Alceu Feldmann	41.660	7	Wiktor Dobrzański	1:07.544	27	Jesse Carrasquedo	38.004	8	48	Genaro Trappa	2:27.078	2:27.835	9
9	50	Jan Koller	41.789	8	Alceu Feldmann	1:07.569	37	Filippo Fiorentino	38.024	9	55	Divy Nandan	2:27.252	2:27.447	8
10	48	Genaro Trappa	41.802	48	Genaro Trappa	1:07.647	9	Everett Stack	38.029	10	3	Javier Herrera	2:27.771	2:27.927	11
11	10	Lorenzo Castillo	42.060	27	Jesse Carrasquedo	1:08.422	50	Jan Koller	38.050	11	27	Jesse Carrasquedo	2:27.843	2:27.862	10
12	55	Divy Nandan	42.108	10	Lorenzo Castillo	1:08.582	7	Wiktor Dobrzański	38.389	12	7	Wiktor Dobrzański	2:28.058	2:28.265	12
13	7	Wiktor Dobrzański	42.125	3	Javier Herrera	1:08.786	10	Lorenzo Castillo	38.457	13	10	Lorenzo Castillo	2:29.099	2:29.696	13
14	58	Aaron Ferrazzano	42.842	58	Aaron Ferrazzano	1:10.163	58	Aaron Ferrazzano	39.139	14	58	Aaron Ferrazzano	2:32.144	2:32.809	14



CIRCUIT DE SPA  
FRANCORCHAMPS





**Spa Francorchamps**  
Euroformula Open  
Free Practice - 1  
Best 5 Lap Times



Cls	N°	Driver	Nat	Cat	Cls	Team	Nat	Vehicle	Best 1		Best 2		Best 3		Best 4		Best 5	
									Time	Lap	Time	Lap	Time	Lap	Time	Lap	Time	Lap
1	44	Diego de la Torre	MEX			Team Motopark	DEU	Dallara F324 TOM'S TGE 33	2:25.130	10	2:26.870	6	2:27.065	5	2:31.031	7	2:54.345	8
2	21	Rui-Heng Yeh	TPE			Team Motopark	DEU	Dallara F324 TOM'S TGE 33	2:26.357	11	2:26.362	12	2:27.102	9	2:27.160	8	2:27.837	6
3	9	Everett Stack	USA			Team Motopark	DEU	Dallara F324 TOM'S TGE 33	2:26.668	5	2:26.674	6	2:29.589	8	2:49.292	7	4:54.842	4
4	11	Alessandro	VEN			BVM Racing	ITA	Dallara F324 TOM'S TGE 33	2:26.695	8	2:27.537	6	2:27.740	7	2:31.440	3	2:36.044	2
5	50	Jan Koller	CZE	RT	1	Team Motopark	DEU	Dallara F324 TOM'S TGE 33	2:26.854	10	2:27.317	8	2:28.899	7	2:32.014	6	2:38.552	5
6	8	Alceu Feldmann	BRA	RT	2	BVM Racing	ITA	Dallara F324 TOM'S TGE 33	2:26.931	3	2:28.739	2						
7	37	Filippo Fiorentino	BRA	RT	3	DRIVEX	ESP	Dallara F324 TOM'S TGE 33	2:27.067	12	2:27.269	14	2:27.395	11	2:31.761	6	2:32.172	7
8	55	Divy Nandan	IND			BVM Racing	ITA	Dallara F324 TOM'S TGE 33	2:27.447	3	2:28.048	2	2:29.356	4				
9	48	Genaro Trappa	ARG	RT	4	DRIVEX	ESP	Dallara F324 TOM'S TGE 33	2:27.835	13	2:27.925	10	2:27.936	11	2:32.541	7	2:33.476	6
10	27	Jesse Carrasquedo	MEX			Team Motopark	DEU	Dallara F324 TOM'S TGE 33	2:27.862	7	2:28.099	6	2:53.160	8	5:26.819	9	5:44.728	3
11	3	Javier Herrera	MEX	RT	5	BVM Racing	ITA	Dallara F324 TOM'S TGE 33	2:27.927	13	2:28.147	14	2:29.952	11	2:30.162	10	2:30.863	7
12	7	Wiktor Dobrzański	POL	RT	6	Team Motopark	DEU	Dallara F324 TOM'S TGE 33	2:28.265	7	2:29.590	6	2:29.821	8	2:29.913	11	2:32.870	5
13	10	Lorenzo Castillo	MEX	RT	7	Team Motopark	DEU	Dallara F324 TOM'S TGE 33	2:29.696	8	2:29.930	10	2:30.422	7	2:32.225	6	2:35.160	5
14	58	Aaron Ferrazzano	BEL	RT	8	Neri Autosport	BEL	Dallara F324 TOM'S TGE 33	2:32.809	9	2:33.697	8	2:34.772	3	2:35.724	2	2:46.812	4

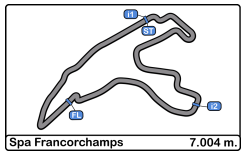


CIRCUIT DE SPA  
FRANCORCHAMPS



Real Federación Española  
de Automovilismo





**Spa Francorchamps**  
**Euroformula Open**  
**Free Practice - 1**  
**Best 5 Top Speeds**

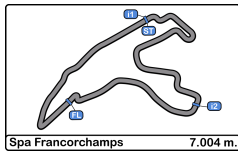


Clas	Nº	Driver	Nat	Cat	Cls	Team	Nat	Vehicle	Top 1		Top 2		Top 3		Top 4		Top 5		Avg
									Km/h	Lap	Km/h	Lap	Km/h	Lap	Km/h	Lap	Km/h	Lap	
1	11	Alessandro Famularo				BVM Racing		Dallara F324 TOM'S TGE 33	242.1	8	242.1	9	241.6	10	240.5	6	240.5	7	241.3
2	37	Filippo Fiorentino		RT	1	DRIVEX		Dallara F324 TOM'S TGE 33	240.5	7	240.5	8	240.0	12	240.0	13	240.0	14	240.2
3	8	Alceu Feldmann		RT	2	BVM Racing		Dallara F324 TOM'S TGE 33	240.0	2	240.0	3	237.8	1					239.2
4	48	Genaro Trappa		RT	3	DRIVEX		Dallara F324 TOM'S TGE 33	240.0	10	238.9	11	238.9	13	235.8	7	234.2	6	237.5
5	3	Javier Herrera		RT	4	BVM Racing		Dallara F324 TOM'S TGE 33	237.8	8	237.8	13	237.3	10	237.3	14	236.8	11	237.4
6	27	Jesse Carrasquedo				Team Motopark		Dallara F324 TOM'S TGE 33	237.3	7	236.8	6	235.2	5	214.7	2	214.7	3	227.7
7	9	Everett Stack				Team Motopark		Dallara F324 TOM'S TGE 33	236.3	6	234.2	5	232.7	9	230.7	8	221.3	4	231.0
8	44	Diego de la Torre				Team Motopark		Dallara F324 TOM'S TGE 33	235.2	6	234.7	7	234.2	5	232.2	10	227.8	9	232.8
9	55	Divy Nandan				BVM Racing		Dallara F324 TOM'S TGE 33	235.2	3	234.7	2	234.7	4	234.2	5	223.6	1	232.5
10	21	Rui-Heng Yeh				Team Motopark		Dallara F324 TOM'S TGE 33	234.2	8	234.2	11	233.7	9	233.2	6	233.2	12	233.7
11	58	Aaron Ferrazzano		RT	5	Neri Autosport		Dallara F324 TOM'S TGE 33	234.2	8	234.2	9	232.7	3	232.7	4	229.7	2	232.7
12	7	Wiktor Dobrzański		RT	6	Team Motopark		Dallara F324 TOM'S TGE 33	233.2	8	232.7	7	232.2	9	232.2	11	231.7	6	232.4
13	10	Lorenzo Castillo		RT	7	Team Motopark		Dallara F324 TOM'S TGE 33	233.2	9	232.7	8	231.2	10	231.2	11	230.7	6	231.8
14	50	Jan Koller		RT	8	Team Motopark		Dallara F324 TOM'S TGE 33	231.7	8	231.2	7	231.2	10	230.7	9	228.8	6	230.7



CIRCUIT DE SPA  
FRANCORCHAMPS





**Spa Francorchamps**  
**Euroformula Open**  
**Free Practice - 1**  
**Fastest Laps Sequence**



Lap	Time of Day	Session Time	Nº Driver	Nat	Cat	Team	Nat	Vehicle	Time	Km/h
2	9:06:28.952	6:28.952	48 Genaro Trappa		RT	DRIVEX		Dallara F324 TOM'S TGE 33	2:47.440	150.5
2	9:06:41.012	6:41.012	37 Filippo Fiorentino		RT	DRIVEX		Dallara F324 TOM'S TGE 33	2:41.455	156.1
2	9:08:56.340	8:56.340	3 Javier Herrera		RT	BVM Racing		Dallara F324 TOM'S TGE 33	2:37.254	160.3
3	9:09:05.469	9:05.469	48 Genaro Trappa		RT	DRIVEX		Dallara F324 TOM'S TGE 33	2:36.517	161.0
3	9:11:29.659	11:29.659	3 Javier Herrera		RT	BVM Racing		Dallara F324 TOM'S TGE 33	2:33.319	164.4
5	9:14:31.915	14:31.915	37 Filippo Fiorentino		RT	DRIVEX		Dallara F324 TOM'S TGE 33	2:32.731	165.0
3	9:15:47.021	15:47.021	11 Alessandro Famularo			BVM Racing		Dallara F324 TOM'S TGE 33	2:31.440	166.4
4	9:17:43.053	17:43.053	21 Rui-Heng Yeh			Team Motopark		Dallara F324 TOM'S TGE 33	2:30.278	167.7
5	9:20:11.090	20:11.090	21 Rui-Heng Yeh			Team Motopark		Dallara F324 TOM'S TGE 33	2:28.037	170.3
6	9:22:38.927	22:38.927	21 Rui-Heng Yeh			Team Motopark		Dallara F324 TOM'S TGE 33	2:27.837	170.5
8	9:27:47.196	27:47.196	21 Rui-Heng Yeh			Team Motopark		Dallara F324 TOM'S TGE 33	2:27.160	171.3
5	9:27:49.807	27:49.807	44 Diego de la Torre			Team Motopark		Dallara F324 TOM'S TGE 33	2:27.065	171.4
6	9:30:16.677	30:16.677	44 Diego de la Torre			Team Motopark		Dallara F324 TOM'S TGE 33	2:26.870	171.6
5	9:31:50.775	31:50.775	9 Everett Stack			Team Motopark		Dallara F324 TOM'S TGE 33	2:26.668	171.9
11	9:35:24.332	35:24.332	21 Rui-Heng Yeh			Team Motopark		Dallara F324 TOM'S TGE 33	2:26.357	172.2
10	9:41:53.698	41:53.698	44 Diego de la Torre			Team Motopark		Dallara F324 TOM'S TGE 33	2:25.130	173.7

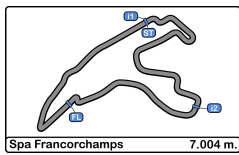


CIRCUIT DE SPA  
FRANCORCHAMPS



Real Federación Española  
de Automovilismo





**Spa Francorchamps**  
Euroformula Open  
Free Practice - 1  
**Pit Stop Analysis**



**3** Javier Herrera Dallara F324 TOM'S TGE 33

RT BVM Racing

Nº	In Day Time	In Time	Out Time	Pit Time	T. Pit Time	Handicap	Diff.
1	9:14:16.987	9:14:16.987	9:17:03.679	2:46.692	2:46.692		

**7** Wiktor Dobrzański Dallara F324 TOM'S TGE 33

RT Team Motopark

Nº	In Day Time	In Time	Out Time	Pit Time	T. Pit Time	Handicap	Diff.
1	9:04:16.232	9:04:16.232	9:09:10.748	4:54.516	4:54.516		
2	9:12:03.176	9:12:03.176	9:13:54.464	1:51.288	6:45.804		
3	9:16:34.976	9:16:34.976	9:20:34.370	3:59.394	10:45.198		

**9** Everett Stack Dallara F324 TOM'S TGE 33

RT Team Motopark

Nº	In Day Time	In Time	Out Time	Pit Time	T. Pit Time	Handicap	Diff.
1	9:02:57.902	9:02:57.902	9:06:12.416	3:14.514	3:14.514		
2	9:08:47.179	9:08:47.179	9:21:44.518	12:57.339	16:11.853		
3	9:24:23.550	9:24:23.550	9:26:58.376	2:34.826	18:46.679		

**10** Lorenzo Castillo Dallara F324 TOM'S TGE 33

RT Team Motopark

Nº	In Day Time	In Time	Out Time	Pit Time	T. Pit Time	Handicap	Diff.
1	9:04:04.721	9:04:04.721	9:09:00.110	4:55.389	4:55.389		
2	9:11:51.510	9:11:51.510	9:14:32.357	2:40.847	7:36.236		
3	9:17:17.304	9:17:17.304	9:19:27.158	2:09.854	9:46.090		

**11** Alessandro Famularo Dallara F324 TOM'S TGE 33

RT BVM Racing

Nº	In Day Time	In Time	Out Time	Pit Time	T. Pit Time	Handicap	Diff.
1	9:18:34.774	9:18:34.774	9:24:18.149	5:43.375	5:43.375		

**21** Rui-Heng Yeh Dallara F324 TOM'S TGE 33

RT Team Motopark

Nº	In Day Time	In Time	Out Time	Pit Time	T. Pit Time	Handicap	Diff.
1	9:05:10.731	9:05:10.731	9:07:54.437	2:43.706	2:43.706		
2	9:10:37.468	9:10:37.468	9:12:36.630	1:59.162	4:42.868		

**27** Jesse Carrasquedo Dallara F324 TOM'S TGE 33

RT Team Motopark

Nº	In Day Time	In Time	Out Time	Pit Time	T. Pit Time	Handicap	Diff.
1	9:04:21.382	9:04:21.382	9:09:20.851	4:59.469	4:59.469		
2	9:12:06.652	9:12:06.652	9:15:10.028	3:03.376	8:02.845		
3	9:17:50.839	9:17:50.839	9:21:46.744	3:55.905	11:58.750		
4	9:34:31.751	9:34:31.751	9:36:13.984	1:42.233	13:40.983		

**37** Filippo Fiorentino Dallara F324 TOM'S TGE 33

RT DRIVEX

Nº	In Day Time	In Time	Out Time	Pit Time	T. Pit Time	Handicap	Diff.
1	9:24:45.799	9:24:45.799	9:29:05.991	4:20.192	4:20.192		

**44** Diego de la Torre Dallara F324 TOM'S TGE 33

RT Team Motopark

Nº	In Day Time	In Time	Out Time	Pit Time	T. Pit Time	Handicap	Diff.
1	9:03:40.465	9:03:40.465	9:09:05.521	5:25.056	5:25.056		
2	9:12:14.424	9:12:14.424	9:16:25.023	4:10.599	9:35.655		
3	9:19:22.464	9:19:22.464	9:22:50.974	3:28.510	13:04.165		
4	9:35:36.162	9:35:36.162	9:36:59.556	1:23.394	14:27.559		

**48** Genaro Trappa Dallara F324 TOM'S TGE 33

RT DRIVEX

Nº	In Day Time	In Time	Out Time	Pit Time	T. Pit Time	Handicap	Diff.
1	9:22:12.818	9:22:12.818	9:27:43.968	5:31.150	5:31.150		

**50** Jan Koller Dallara F324 TOM'S TGE 33

RT Team Motopark

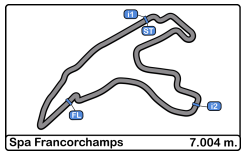
Nº	In Day Time	In Time	Out Time	Pit Time	T. Pit Time	Handicap	Diff.
1	9:04:00.129	9:04:00.129	9:09:50.044	5:49.915	5:49.915		
2	9:12:48.714	9:12:48.714	9:15:31.264	2:42.550	8:32.465		
3	9:18:22.405	9:18:22.405	9:22:31.520	4:09.115	12:41.580		

**58** Aaron Ferrazzano Dallara F324 TOM'S TGE 33

RT Neri Autosport

Nº	In Day Time	In Time	Out Time	Pit Time	T. Pit Time	Handicap	Diff.
1	9:17:20.239	9:17:20.239	9:24:26.126	7:05.887	7:05.887		
2	9:27:42.164	9:27:42.164	9:30:43.848	3:01.684	10:07.571		
3	9:33:59.289	9:33:59.289	9:34:29.826	30.537	10:38.108		

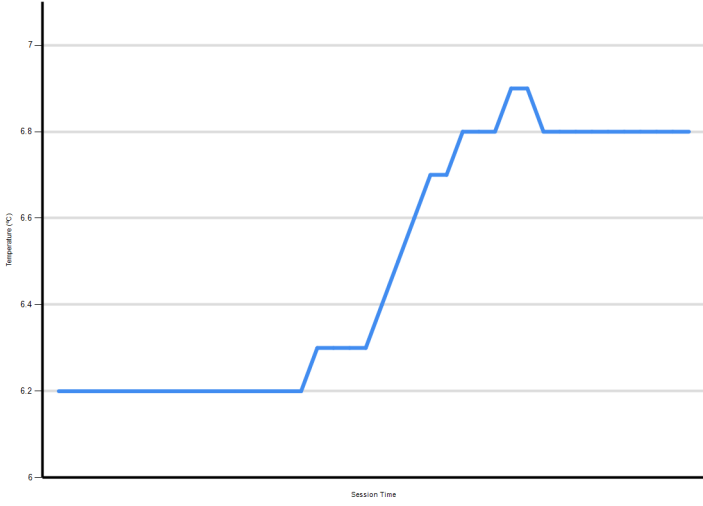




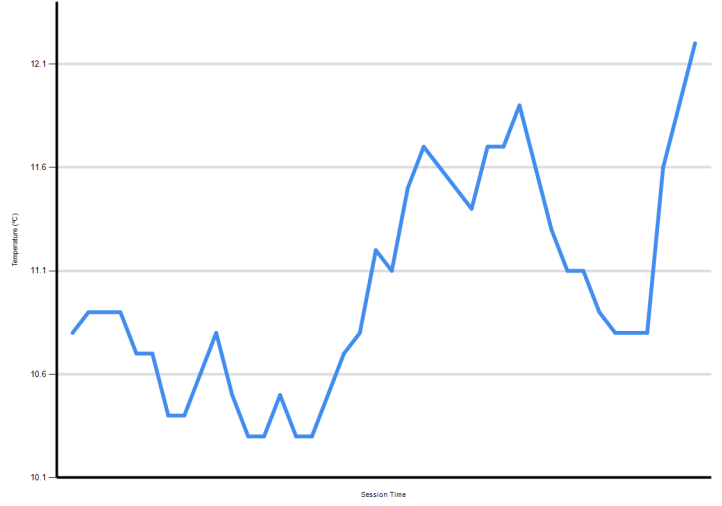
**Spa Francorchamps**  
**Euroformula Open**  
**Free Practice - 1**  
**Weather Report**



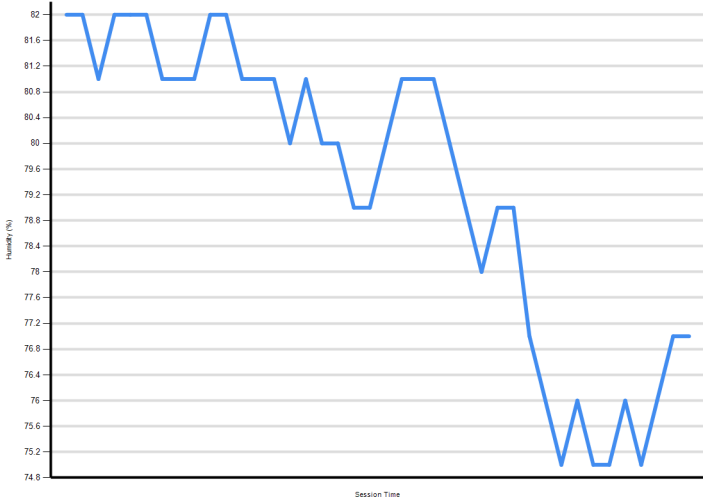
Air Temperature



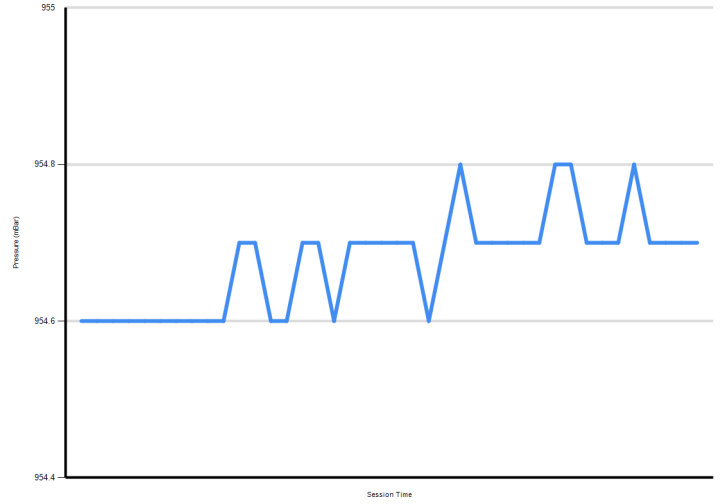
Track Temperature



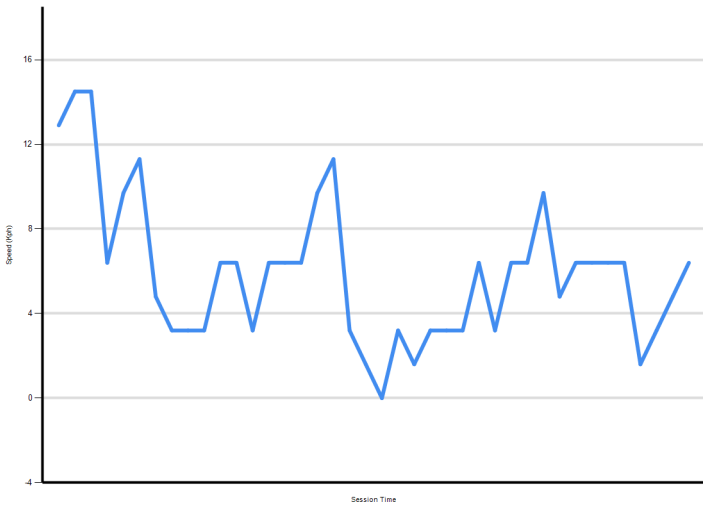
Humidity



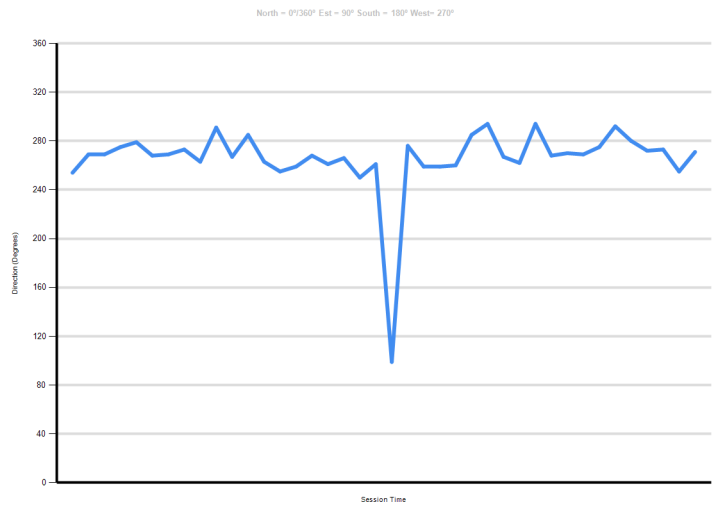
Pressure



Wind Speed



Wind direction



CIRCUIT DE SPA  
FRANCORCHAMPS

