

**Autodromo Int. do Algarve**  
**Euroformula Open**  
**Free Practice - 1**  
**Provisional Results**



Clas	Nº	Driver	Nat	Cat	Clas	Team	Nat	Vehicle	Laps	Best	Time	Gap	Interval	Km/h
1	27	Jesse Carrasquedo	MEX			Team Motopark	DEU	Dallara F324 TOM'S TGE 33	9	6	1:35.779			174.8
2	11	Alessandro Famularo	VEN			BVM Racing	ITA	Dallara F324 TOM'S TGE 33	15	13	1:36.154	0.375	0.375	174.2
3	44	Diego de la Torre	MEX			Team Motopark	DEU	Dallara F324 TOM'S TGE 33	11	7	1:36.214	0.435	0.060	174.0
4	7	Wiktor Dobrzański	POL	RT	1	Team Motopark	DEU	Dallara F324 TOM'S TGE 33	11	5	1:36.229	0.450	0.015	174.0
5	21	Rui-Heng Yeh	TPE			Team Motopark	DEU	Dallara F324 TOM'S TGE 33	11	4	1:36.229	0.450	0.000	174.0
6	50	Jan Koller	CZE	RT	2	Team Motopark	DEU	Dallara F324 TOM'S TGE 33	14	5	1:36.308	0.529	0.079	173.9
7	3	Javier Herrera	MEX	RT	3	BVM Racing	ITA	Dallara F324 TOM'S TGE 33	9	4	1:36.368	0.589	0.060	173.8
8	9	Everett Stack	USA			Team Motopark	DEU	Dallara F324 TOM'S TGE 33	13	7	1:36.388	0.609	0.020	173.7
9	10	Lorenzo Castillo	MEX	RT	4	Team Motopark	DEU	Dallara F324 TOM'S TGE 33	12	6	1:36.579	0.800	0.191	173.4
10	55	Divy Nandan	IND			BVM Racing	ITA	Dallara F324 TOM'S TGE 33	12	4	1:36.812	1.033	0.233	173.0
11	58	Aaron Ferrazzano	BEL	RT	5	Aaron Ferrazzano by Neri Autosport	BEL	Dallara F324 TOM'S TGE 33	15	14	1:37.046	1.267	0.234	172.6

Published at:.....

Track Temp: 21.7 °C Air Temp: 24.5 °C Humidity: 36 % Track Status: DRY

**Race Director:**

Alessandro Ferrari

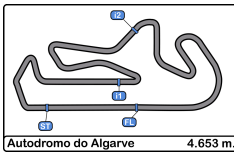
ACI DGA 392080

**Timekeeper:**

Luis Garcia

JOB-2654-ESP/M





**Autodromo Int. do Algarve**  
**Euroformula Open**  
**Free Practice - 1**



**Provisional Results by Category**

Clas	Nº	Driver	Nat	Cat	Clas	Team	Nat	Vehicle	Laps	Best	Time	Gap	Interval	Km/h
1	27	Jesse Carrasquedo	MEX			Team Motopark	DEU	Dallara F324 TOM'S TGE 33	9	6	1:35.779			174.8
2	11	Alessandro Famularo	VEN			BVM Racing	ITA	Dallara F324 TOM'S TGE 33	15	13	1:36.154	0.375	0.375	174.2
3	44	Diego de la Torre	MEX			Team Motopark	DEU	Dallara F324 TOM'S TGE 33	11	7	1:36.214	0.435	0.060	174.0
4	21	Rui-Heng Yeh	TPE			Team Motopark	DEU	Dallara F324 TOM'S TGE 33	11	4	1:36.229	0.450	0.015	174.0
5	9	Everett Stack	USA			Team Motopark	DEU	Dallara F324 TOM'S TGE 33	13	7	1:36.388	0.609	0.159	173.7
6	55	Divy Nandan	IND			BVM Racing	ITA	Dallara F324 TOM'S TGE 33	12	4	1:36.812	1.033	0.424	173.0

**RT**

Clas	Nº	Driver	Nat	Cat	Clas	Team	Nat	Vehicle	Laps	Best	Time	Gap	Interval	Km/h
1	7	Wiktor Dobrzański	POL	RT	1	Team Motopark	DEU	Dallara F324 TOM'S TGE 33	11	5	1:36.229			174.0
2	50	Jan Koller	CZE	RT	2	Team Motopark	DEU	Dallara F324 TOM'S TGE 33	14	5	1:36.308	0.079	0.079	173.9
3	3	Javier Herrera	MEX	RT	3	BVM Racing	ITA	Dallara F324 TOM'S TGE 33	9	4	1:36.368	0.139	0.060	173.8
4	10	Lorenzo Castillo	MEX	RT	4	Team Motopark	DEU	Dallara F324 TOM'S TGE 33	12	6	1:36.579	0.350	0.211	173.4
5	58	Aaron Ferrazzano	BEL	RT	5	Aaron Ferrazzano by Neri Autosport	BEL	Dallara F324 TOM'S TGE 33	15	14	1:37.046	0.817	0.467	172.6

Published at:.....

Track Temp: 21.7 °C Air Temp: 24.5 °C Humidity: 36 % Track Status: DRY

**Race Director:**

Alessandro Ferrari

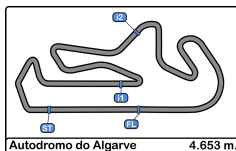
ACI DGA 392080

**Timekeeper:**

Luis Garcia

JOB-2654-ESP/M





Autodromo Int. do Algarve  
Euroformula Open  
Free Practice - 1  
Lap Analysis



3

Javier Herrera

Dallara F324 TOM'S TGE 33

10

Lorenzo Castillo

Dallara F324 TOM'S TGE 33

RT							BVM Racing						RT						Team Motopark																				
Lap	D	Time	Sector 1	Sector 2	Sector 3	T. Spd	Elapsed	Lap	D	Time	Sector 1	Sector 2	Sector 3	T. Spd	Elapsed	Lap	D	Time	Sector 1	Sector 2	Sector 3	T. Spd	Elapsed	Lap	D	Time	Sector 1	Sector 2	Sector 3	T. Spd	Elapsed								
1		9:42:01.180	9:40:47.890	34.340	38.950		9:42:01.180	1		9:36:14.871	9:34:59.094	36.237	39.540		9:36:14.871	2		1:47.341	35.837	32.798	38.706	184.3	9:38:02.212	3		1:36.864	30.916	30.623	35.325	243.2	9:45:17.760	4		1:43.335	35.225	31.531	36.579	193.8	9:39:45.547
2		1:39.716	32.452	31.967	35.297	237.3	9:43:40.896	2		1:47.341	35.837	32.798	38.706	184.3	9:38:02.212	4		1:36.971	30.969	30.745	35.257	245.4	9:41:22.518	5		1:49.527 P	31.144	35.042	43.341	243.7	9:48:43.655	6		1:36.955	31.019	30.625	35.311	245.4	9:42:59.473
3		1:36.864	30.916	30.623	35.325	243.2	9:45:17.760	3		1:43.335	35.225	31.531	36.579	193.8	9:39:45.547	6		1:36.579	30.863	30.588	35.128	245.4	9:44:36.052	7		7:02.381	5:50.315	32.867	39.199		9:55:46.036	8		1:46.692 P	31.042	30.658	44.992	246.0	9:46:22.744
4		1:36.368	30.685	30.557	35.126	243.2	9:46:54.128	4		1:36.971	30.969	30.745	35.257	245.4	9:41:22.518	9		2:19.508	1:12.836	30.678	35.994		9:59:47.276	10		1:41.925	33.352	32.644	35.929	234.2	9:57:27.961	11		11:05.024 P	9:49.501	31.107	44.416		9:57:27.768
5		1:49.527 P	31.144	35.042	43.341	243.7	9:48:43.655	5		1:36.955	31.019	30.625	35.311	245.4	9:42:59.473	12		1:49.470 P	31.004	30.706	47.760	246.0	10:05:42.588	7		1:44.494	33.357	32.644	38.493	243.2	9:59:12.455	11		2:20.340	1:14.326	30.514	35.500		10:03:53.118
6		7:02.381	5:50.315	32.867	39.199		9:55:46.036	6		1:36.579	30.863	30.588	35.128	245.4	9:44:36.052	11		2:20.340	1:14.326	30.514	35.500		10:03:53.118	12		1:45.593 P	31.226	31.667	42.700	243.7	10:00:58.048	9		2:19.508	1:12.836	30.678	35.994		9:59:47.276
7		1:41.925	33.352	32.644	35.929	234.2	9:57:27.961	7		1:46.692 P	31.042	30.658	44.992	246.0	9:46:22.744	12		1:49.470 P	31.004	30.706	47.760	246.0	10:05:42.588	10		1:44.494	33.357	32.644	38.493	243.2	9:59:12.455	10		4:45.502 P	31.057	30.470	43.975	244.8	10:01:32.778
8		1:44.494	33.357	32.644	38.493	243.2	9:59:12.455	8		11:05.024 P	9:49.501	31.107	44.416		9:57:27.768	11		2:20.340	1:14.326	30.514	35.500		10:03:53.118	11		1:45.593 P	31.226	31.667	42.700	243.7	10:00:58.048	10		4:45.502 P	31.057	30.470	43.975	244.8	10:01:32.778
9		1:45.593 P	31.226	31.667	42.700	243.7	10:00:58.048	9		2:19.508	1:12.836	30.678	35.994		9:59:47.276	12		1:49.470 P	31.004	30.706	47.760	246.0	10:05:42.588	11		1:45.593 P	31.226	31.667	42.700	243.7	10:00:58.048	10		4:45.502 P	31.057	30.470	43.975	244.8	10:01:32.778

7

Wiktor Dobrzański

Dallara F324 TOM'S TGE 33

11

Alessandro Famularo

Dallara F324 TOM'S TGE 33

RT							Team Motopark						BVM Racing																										
Lap	D	Time	Sector 1	Sector 2	Sector 3	T. Spd	Elapsed	Lap	D	Time	Sector 1	Sector 2	Sector 3	T. Spd	Elapsed	Lap	D	Time	Sector 1	Sector 2	Sector 3	T. Spd	Elapsed																
1		9:33:22.621	9:32:07.484	36.132	39.005		9:33:22.621	1		9:43:02.562	9:41:37.429	38.769	46.364		9:43:02.562	1		9:43:02.562	9:41:37.429	38.769	46.364		9:43:02.562	2		1:46.145	35.912	32.899	37.334	189.8	9:35:08.766	2		2:03.665	40.549	37.616	45.500	238.4	9:45:06.227
2		1:46.145	35.912	32.899	37.334	189.8	9:35:08.766	2		2:03.665	40.549	37.616	45.500	238.4	9:45:06.227	3		1:49.907	34.968	36.269	38.670	227.8	9:46:56.134	3		1:42.426	34.971	32.055	35.400	188.4	9:36:51.192	3		1:49.907	34.968	36.269	38.670	227.8	9:46:56.134
3		1:42.426	34.971	32.055	35.400	188.4	9:36:51.192	3		1:49.907	34.968	36.269	38.670	227.8	9:46:56.134	4		1:36.906	31.036	30.744	35.126	245.4	9:48:33.040	4		1:36.724	31.018	30.650	35.056	244.8	9:38:27.916	4		1:36.906	31.036	30.744	35.126	245.4	9:48:33.040
4		1:36.724	31.018	30.650	35.056	244.8	9:38:27.916	4		1:36.906	31.036	30.744	35.126	245.4	9:48:33.040	5		2:04.314	38.083	42.737	43.494	237.3	9:50:37.354	5		1:36.229	30.733	30.473	35.023	246.5	9:40:04.145	5		2:04.314	38.083	42.737	43.494	237.3	9:50:37.354
5		1:36.229	30.733	30.473	35.023	246.5	9:40:04.145	5		2:04.314	38.083	42.737	43.494	237.3	9:50:37.354	6		1:36.736	30.798	30.820	35.118	244.8	9:52:14.090	6		1:46.810	35.469	35.839	35.502	246.0	9:41:50.955	6		1:36.736	30.798	30.820	35.118	244.8	9:52:14.090
6		1:46.810	35.469	35.839	35.502	246.0	9:41:50.955	6		1:36.736	30.798	30.820	35.118	244.8	9:52:14.090	7		1:36.552	30.729	30.456	35.367	247.1	9:53:50.642	7		1:37.234	30.960	30.971	35.303	245.4	9:43:28.189	7		1:36.552	30.729	30.456	35.367	247.1	9:53:50.642
7		1:37.234	30.960	30.971	35.303	245.4	9:43:28.189	7		1:36.552	30.729	30.456	35.367	247.1	9:53:50.642	8		1:41.081	30.745	31.455	38.881	247.7	9:55:31.723	8		1:44.646 P	30.956	30.781	42.909	246.0	9:45:12.835	8		1:41.081	30.745	31.455	38.881	247.7	9:55:31.723
8		1:44.646 P	30.956	30.781	42.909	246.0	9:45:12.835	8		1:41.081	30.745	31.455	38.881	247.7	9:55:31.723	9		1:36.569	30.837	30.504	35.228	245.4	9:57:08.292	9		7:10.239 P	5:56.266	31.986	41.987		9:52:23.074	9		1:36.569	30.837	30.504	35.228	245.4	9:57:08.292
9		7:10.239 P	5:56.266	31.986	41.987		9:52:23.074	9		1:36.569	30.837	30.504	35.228	245.4	9:57:08.292	10		1:45.900 P	30.907	30.652	44.341	247.1	9:58:54.192	10		2:24.260 P	1:10.384	31.378	42.498		9:54:47.334	10		1:45.900 P	30.907	30.652	44.341	247.1	9:58:54.192
10		2:24.260 P	1:10.384	31.378	42.498		9:54:47.334	10		1:45.900 P	30.907	30.652	44.341	247.1	9:58:54.192	11		6:45.814	5:31.366	31.262	43.186		10:05:40.006	11		2:23.158 P	1:09.831	31.264	42.063		9:57:10.492	11		6:45.814	5:31.366	31.262	43.186		10:05:40.006
11		2:23.158 P	1:09.831	31.264	42.063		9:57:10.492	11		6:45.814	5:31.366	31.262	43.186		10:05:40.006	12		1:36.258	30.705	30.486	35.067	245.4	10:07:16.264	12		2:23.158 P	1:09.831	31.264	42.063		9:57:10.492	12		1:36.258	30.705	30.486	35.067	245.4	10:07:16.264

9

Everett Stack

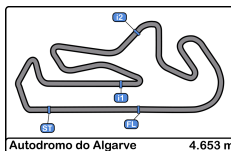
Dallara F324 TOM'S TGE 33

21

Rui-Heng Yeh

Dallara F324 TOM'S TGE 33

Team Motopark							Team Motopark																																
Lap	D	Time	Sector 1	Sector 2	Sector 3	T. Spd	Elapsed	Lap	D	Time	Sector 1	Sector 2	Sector 3	T. Spd	Elapsed																								
1		9:36:11.808	9:34:57.214	34.858	39.736		9:36:11.808	9		1:36.569	30.837	30.504	35.228	245.4	9:57:08.292	13		1:36.154	30.643	30.302	35.209	246.5	10:08:52.418	13		1:36.154	30.643	30.302	35.209	246.5	10:08:52.418								
2		1:47.373	34.436	33.468	39.469	209.3	9:37:59.181	10		1:45.900 P	30.907	30.652	44.341	247.1	9:58:54.192	14		1:36.201	30.560	30.542	35.099	246.5	10:10:28.619	14		1:47.373	34.436	33.468	39.469	209.3	9:37:59.181	14		1:36.201	30.560	30.542	35.099	246.5	10:10:28.619
3		1:40.691	33.754	31.440	35.497	206.8	9:39:39.872	11		6:45.814	5:31.366	31.262	43.186		10:05:40.006	15		1:46.974 P	31.420	30.941	44.613	242.6	10:12:15.593	15		1:40.691	33.754	31.440	35.497	206.8	9:39:39.872	15		1:46.974 P	31.420	30.941	44.613	242.6	10:12:15.593
4		1:36.635	30.845	30.548	35.242	245.4	9:41:16.507	12		1:36.258	30.705	30.486	35.067	245.4	10:07:16.264	1		9:36:13.773	9:34:56.425	37.261	40.087		9:36:13.773	1		1:36.635	30.845	30.548	35.242	245.4	9:41:16.507	1		9:36:13.773	9:34:56.425	37.261	40.087		9:36:13.773
5		1:57.872	35.054	45.586	37.232	245.4	9:43:14.379	2		1:47.489	34.810	33.264	39.415	201.1	9:38:01.262	2		1:47.489	34.810	33.264	39.415	201.1	9:38:01.262	2		1:57.872	35.054	45.586	37.232	245.4	9:43:14.379	2		1:47.489	34.810	33.264	39.415	201.1	9:38:01.262
6		1:36.406	30.815	30.449	35.142	244.3	9:44:50.785	3		1:42.007	34.378	32.104	35.525	206.1	9:39:43.269	3		1:42.007	34.378	32.104	35.525	206.1	9:39:43.269	3		1:36.406	30.815	30.449	35.142	244.3	9:44:50.785								



Autodromo Int. do Algarve  
Euroformula Open  
Free Practice - 1  
Lap Analysis



27

Jesse Carrasquedo

Dallara F324 TOM'S TGE 33

55

Divy Nandan

Dallara F324 TOM'S TGE 33

Team Motopark

BVM Racing

Lap	D	Time	Sector 1	Sector 2	Sector 3	T. Spd	Elapsed	Lap	D	Time	Sector 1	Sector 2	Sector 3	T. Spd	Elapsed
1		9:33:17.459	9:32:01.347	36.332	39.780		9:33:17.459	1		9:48:51.055	9:47:38.794	34.701	37.560		9:48:51.055
2		1:47.365	35.511	33.847	38.007	208.8	9:35:04.824	2		1:44.131	32.185	32.544	39.402	241.0	9:50:35.186
3		1:36.296	30.891	30.530	34.875	244.3	9:36:41.120	3		<del>1:36.847</del>	30.896	30.799	35.122	243.7	9:52:12.003
4		1:36.023	30.664	30.428	34.931	244.8	9:38:17.143	4		1:36.812	30.711	30.622	35.479	244.8	9:53:48.815
5		1:50.146	36.267	38.634	35.245	245.4	9:40:07.289	5		1:55.880	31.026	37.057	47.797	245.4	9:55:44.695
6		1:35.779	30.656	30.281	34.842	244.8	9:41:43.068	6		1:38.014	30.889	31.602	35.523	244.8	9:57:22.709
7		1:50.850	P 35.717	32.310	42.823	244.8	9:43:33.918	7		1:42.394	P 30.977	30.670	40.747	246.5	9:59:05.103
8		17:42.044	P 16:19.359	35.887	46.798		10:01:15.962	8		5:17.840	4:04.012	33.735	40.093		10:04:22.943
9		2:42.947	P 1:16.673	37.823	48.451		10:03:58.909	9		2:16.948	1:03.893	36.332	36.723	244.8	10:06:39.891

44

Diego de la Torre

Dallara F324 TOM'S TGE 33

Team Motopark

Lap	D	Time	Sector 1	Sector 2	Sector 3	T. Spd	Elapsed
1		9:33:54.847	9:32:40.440	36.026	38.381		9:33:54.847
2		1:47.487	35.419	34.477	37.591	189.4	9:35:42.334
3		1:43.342	35.251	32.864	35.227	180.9	9:37:25.676
4		1:36.284	30.711	30.433	35.140	245.4	9:39:01.960
5		1:36.222	30.733	30.509	34.980	246.0	9:40:38.182
6		<del>1:40.628</del>	32.454	31.559	36.615	244.8	9:42:18.810
7		1:36.214	30.746	30.420	35.048	244.8	9:43:55.024
8		1:45.550	P 30.895	30.562	44.093	245.4	9:45:40.574
9		13:35.941	P 12:22.542	32.083	41.316		9:59:16.515
10		2:22.378	P 1:10.892	30.520	40.966		10:01:38.893
11		2:49.375	P 1:27.360	34.401	47.614		10:04:28.268

58

Aaron Ferrazzano

Dallara F324 TOM'S TGE 33

RT

Aaron Ferrazzano by Neri

Lap	D	Time	Sector 1	Sector 2	Sector 3	T. Spd	Elapsed
1		9:36:30.703	9:35:16.875	35.668	38.160		9:36:30.703
2		1:40.134	32.600	31.564	35.970	229.7	9:38:10.837
3		1:37.935	31.345	30.927	35.663	239.4	9:39:48.772
4		1:37.671	31.213	30.933	35.525	240.5	9:41:26.443
5		1:37.673	31.231	30.790	35.652	240.0	9:43:04.116
6		1:37.779	31.357	30.854	35.568	241.6	9:44:41.895
7		1:37.899	31.280	31.034	35.585	241.0	9:46:19.794
8		1:52.318	38.917	37.117	36.284	233.2	9:48:12.112
9		1:37.508	31.291	30.741	35.476	240.0	9:49:49.620
10		1:44.230	P 31.677	31.251	41.302	241.0	9:51:33.850
11		13:34.173	12:26.676	31.451	36.046		10:05:08.023
12		1:37.394	31.246	30.631	35.517	240.5	10:06:45.417
13		1:37.215	31.251	30.575	35.389	241.0	10:08:22.632
14		1:37.046	31.050	30.575	35.421	243.2	10:09:59.678
15		1:37.180	31.042	30.659	35.479	241.6	10:11:36.858
16			32.428	31.462		240.0	

50

Jan Koller

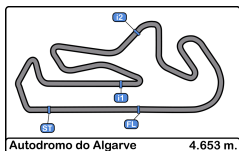
Dallara F324 TOM'S TGE 33

RT

Team Motopark

Lap	D	Time	Sector 1	Sector 2	Sector 3	T. Spd	Elapsed
1		9:36:19.571	9:35:05.889	35.117	38.565		9:36:19.571
2		1:46.073	34.571	32.751	38.751	221.7	9:38:05.644
3		1:47.007	33.028	36.551	37.428	224.0	9:39:52.651
4		1:36.333	30.878	30.546	34.909	245.4	9:41:28.984
5		1:36.308	30.657	30.595	35.056	246.0	9:43:05.292
6		1:48.281	35.762	37.117	35.402	247.1	9:44:53.573
7		<del>1:36.204</del>	30.656	30.430	35.115	245.4	9:46:29.774
8		1:46.817	P 31.282	32.266	43.269	245.4	9:48:16.591
9		8:18.663	P 7:01.453	32.963	44.247		9:56:35.254
10		2:26.856	1:14.499	32.485	39.872		9:59:02.110
11		1:47.288	P 32.008	31.613	43.667	243.7	10:00:49.398
12		2:29.187	1:17.802	32.878	38.507		10:03:18.585
13		1:45.499	P 31.687	30.820	42.992	242.6	10:05:04.084
14		2:47.130	P 1:16.104	39.365	51.661		10:07:51.214



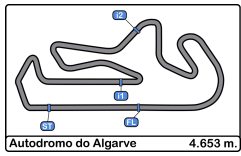


**Autodromo Int. do Algarve**  
**Euroformula Open**  
**Free Practice - 1**  
**Best Sectors Results**



Sector - 1				Sector - 2				Sector - 3				Ideal Lap vs Best Lap			
Clas	Nº	Driver	Time	Nº	Driver	Time	Nº	Driver	Time	Clas	Nº	Driver	Ideal Lap	Best Lap	Clas
1	11	Alessandro Famularo	30.560	27	Jesse Carrasquedo	30.281	27	Jesse Carrasquedo	34.842	1	27	Jesse Carrasquedo	1:35.779	1:35.779	1
2	27	Jesse Carrasquedo	30.656	11	Alessandro Famularo	30.302	50	Jan Koller	34.909	2	11	Alessandro Famularo	1:35.929	1:36.154	2
3	50	Jan Koller	30.656	9	Everett Stack	30.357	21	Rui-Heng Yeh	34.965	3	50	Jan Koller	1:35.995	1:36.308	6
4	21	Rui-Heng Yeh	30.673	21	Rui-Heng Yeh	30.411	44	Diego de la Torre	34.980	4	21	Rui-Heng Yeh	1:36.049	1:36.229	5
5	9	Everett Stack	30.676	44	Diego de la Torre	30.420	7	Wiktor Dobrzański	35.023	5	44	Diego de la Torre	1:36.111	1:36.214	3
6	3	Javier Herrera	30.685	50	Jan Koller	30.430	11	Alessandro Famularo	35.067	6	9	Everett Stack	1:36.175	1:36.388	8
7	44	Diego de la Torre	30.711	10	Lorenzo Castillo	30.470	55	Divy Nandan	35.122	7	7	Wiktor Dobrzański	1:36.229	1:36.229	4
8	55	Divy Nandan	30.711	7	Wiktor Dobrzański	30.473	3	Javier Herrera	35.126	8	3	Javier Herrera	1:36.368	1:36.368	7
9	7	Wiktor Dobrzański	30.733	3	Javier Herrera	30.557	10	Lorenzo Castillo	35.128	9	55	Divy Nandan	1:36.455	1:36.812	10
10	10	Lorenzo Castillo	30.863	58	Aaron Ferrazzano	30.575	9	Everett Stack	35.142	10	10	Lorenzo Castillo	1:36.461	1:36.579	9
11	58	Aaron Ferrazzano	31.042	55	Divy Nandan	30.622	58	Aaron Ferrazzano	35.389	11	58	Aaron Ferrazzano	1:37.006	1:37.046	11



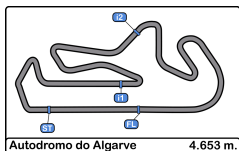


Autodromo Int. do Algarve  
Euroformula Open  
Free Practice - 1  
Best 5 Lap Times



Cls	Nº	Driver	Nat	Cat	Cls	Team	Nat	Vehicle	Best 1		Best 2		Best 3		Best 4		Best 5	
									Time	Lap	Time	Lap	Time	Lap	Time	Lap	Time	Lap
1	27	Jesse Carrasquedo	MEX			Team Motopark	DEU	Dallara F324 TOM'S TGE 33	1:35.779	6	1:36.023	4	1:36.296	3	1:47.365	2	1:50.146	5
2	11	Alessandro	VEN			BVM Racing	ITA	Dallara F324 TOM'S TGE 33	1:36.154	13	1:36.201	14	1:36.258	12	1:36.552	7	1:36.569	9
3	44	Diego de la Torre	MEX			Team Motopark	DEU	Dallara F324 TOM'S TGE 33	1:36.214	7	1:36.222	5	1:36.284	4	1:43.342	3	1:45.550	8
4	7	Wiktor Dobrzański	POL	RT	1	Team Motopark	DEU	Dallara F324 TOM'S TGE 33	1:36.229	5	1:36.724	4	1:37.234	7	1:42.426	3	1:44.646	8
5	21	Rui-Heng Yeh	TPE			Team Motopark	DEU	Dallara F324 TOM'S TGE 33	1:36.229	4	1:36.316	6	1:36.470	5	1:42.007	3	1:43.734	7
6	50	Jan Koller	CZE	RT	2	Team Motopark	DEU	Dallara F324 TOM'S TGE 33	1:36.308	5	1:36.333	4	1:45.499	13	1:46.073	2	1:46.817	8
7	3	Javier Herrera	MEX	RT	3	BVM Racing	ITA	Dallara F324 TOM'S TGE 33	1:36.368	4	1:36.864	3	1:39.716	2	1:41.925	7	1:44.494	8
8	9	Everett Stack	USA			Team Motopark	DEU	Dallara F324 TOM'S TGE 33	1:36.388	7	1:36.406	6	1:36.635	4	1:40.691	3	1:44.870	8
9	10	Lorenzo Castillo	MEX	RT	4	Team Motopark	DEU	Dallara F324 TOM'S TGE 33	1:36.579	6	1:36.955	5	1:36.971	4	1:43.335	3	1:46.692	7
10	55	Divy Nandan	IND			BVM Racing	ITA	Dallara F324 TOM'S TGE 33	1:36.812	4	1:37.197	11	1:38.014	6	1:39.779	10	1:41.909	12
11	58	Aaron Ferrazzano	BEL	RT	5	Aaron Ferrazzano by Neri Autosport	BEL	Dallara F324 TOM'S TGE 33	1:37.046	14	1:37.180	15	1:37.215	13	1:37.394	12	1:37.508	9





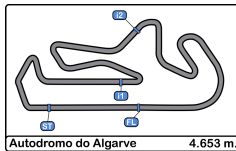
**Autodromo Int. do Algarve**  
**Euroformula Open**  
**Free Practice - 1**  
**Best 5 Top Speeds**



Autodromo do Algarve 4.653 m.

Clas	Nº	Driver	Nat	Cat	Cls	Team	Nat	Vehicle	Top 1		Top 2		Top 3		Top 4		Top 5		Avg
									Km/h	Lap	Km/h	Lap	Km/h	Lap	Km/h	Lap	Km/h	Lap	
1	11	Alessandro Famularo				BVM Racing		Dallara F324 TOM'S TGE 33	247.7	8	247.1	7	247.1	10	246.5	13	246.5	14	247.0
2	50	Jan Koller		RT	1	Team Motopark		Dallara F324 TOM'S TGE 33	247.1	6	246.0	5	245.4	4	245.4	7	245.4	8	245.9
3	7	Wiktor Dobrzański		RT	2	Team Motopark		Dallara F324 TOM'S TGE 33	246.5	5	246.0	6	246.0	8	245.4	7	244.8	4	245.7
4	9	Everett Stack				Team Motopark		Dallara F324 TOM'S TGE 33	246.5	7	246.0	8	245.4	4	245.4	5	244.3	6	245.5
5	55	Divy Nandan				BVM Racing		Dallara F324 TOM'S TGE 33	246.5	7	246.0	10	246.0	11	246.0	12	245.4	5	246.0
6	10	Lorenzo Castillo		RT	3	Team Motopark		Dallara F324 TOM'S TGE 33	246.0	7	246.0	12	245.4	4	245.4	5	245.4	6	245.6
7	44	Diego de la Torre				Team Motopark		Dallara F324 TOM'S TGE 33	246.0	5	245.4	4	245.4	8	244.8	6	244.8	7	245.3
8	27	Jesse Carrasquedo				Team Motopark		Dallara F324 TOM'S TGE 33	245.4	5	244.8	4	244.8	6	244.8	7	244.3	3	244.8
9	21	Rui-Heng Yeh				Team Motopark		Dallara F324 TOM'S TGE 33	244.8	7	244.3	4	244.3	5	244.3	6	206.8	10	236.9
10	3	Javier Herrera		RT	4	BVM Racing		Dallara F324 TOM'S TGE 33	243.7	5	243.7	9	243.2	3	243.2	4	243.2	8	243.4
11	58	Aaron Ferrazzano		RT	5	Aaron Ferrazzano by Neri Autosport		Dallara F324 TOM'S TGE 33	243.2	14	241.6	6	241.6	15	241.0	7	241.0	10	241.7



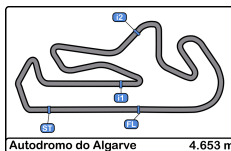


Autodromo Int. do Algarve  
Euroformula Open  
Free Practice - 1  
Fastest Laps Sequence



Lap	Time of Day	Session Time	Nº Driver	Nat	Cat	Team	Nat	Vehicle	Time	Km/h
2	9:35:04.824	5:04.824	27 Jesse Carrasquedo	MEX		Team Motopark	DEU	Dallara F324 TOM'S TGE 33	1:47.365	156.0
2	9:35:08.766	5:08.766	7 Wiktor Dobrzański	POL	RT	Team Motopark	DEU	Dallara F324 TOM'S TGE 33	1:46.145	157.8
3	9:36:41.120	6:41.120	27 Jesse Carrasquedo	MEX		Team Motopark	DEU	Dallara F324 TOM'S TGE 33	1:36.296	173.9
4	9:38:17.143	8:17.143	27 Jesse Carrasquedo	MEX		Team Motopark	DEU	Dallara F324 TOM'S TGE 33	1:36.023	174.4
6	9:41:43.068	11:43.068	27 Jesse Carrasquedo	MEX		Team Motopark	DEU	Dallara F324 TOM'S TGE 33	1:35.779	174.8





**Autodromo Int. do Algarve**  
**Euroformula Open**  
**Free Practice - 1**  
**Pit Stop Analysis**



**3** Javier Herrera Dallara F324 TOM'S TGE 33

RT BVM Racing

Nº	In Day Time	In Time	Out Time	Pit Time	T. Pit Time	Handicap	Diff.
1	9:48:39.350	9:48:39.350	9:54:02.676	5:23.326	5:23.326		

**7** Wiktor Dobrzański Dallara F324 TOM'S TGE 33

RT Team Motopark

Nº	In Day Time	In Time	Out Time	Pit Time	T. Pit Time	Handicap	Diff.
1	9:45:08.072	9:45:08.072	9:50:34.176	5:26.104	5:26.104		
2	9:52:18.583	9:52:18.583	9:52:50.216	31.633	5:57.737		
3	9:54:42.758	9:54:42.758	9:55:14.766	32.008	6:29.745		

**9** Everett Stack Dallara F324 TOM'S TGE 33

Team Motopark

Nº	In Day Time	In Time	Out Time	Pit Time	T. Pit Time	Handicap	Diff.
1	9:48:07.090	9:48:07.090	9:51:01.549	2:54.459	2:54.459		
2	9:55:29.724	9:55:29.724	9:56:05.295	35.571	3:30.030		
3	10:00:31.583	10:00:31.583	10:01:07.690	36.107	4:06.137		

**10** Lorenzo Castillo Dallara F324 TOM'S TGE 33

RT Team Motopark

Nº	In Day Time	In Time	Out Time	Pit Time	T. Pit Time	Handicap	Diff.
1	9:46:17.208	9:46:17.208	9:55:40.003	9:22.795	9:22.795		
2	9:57:22.702	9:57:22.702	9:58:01.962	39.260	10:02.055		
3	10:01:28.472	10:01:28.472	10:02:08.147	39.675	10:41.730		

**11** Alessandro Famularo Dallara F324 TOM'S TGE 33

BVM Racing

Nº	In Day Time	In Time	Out Time	Pit Time	T. Pit Time	Handicap	Diff.
1	9:58:49.975	9:58:49.975	10:03:52.727	5:02.752	5:02.752		

**21** Rui-Heng Yeh Dallara F324 TOM'S TGE 33

Team Motopark

Nº	In Day Time	In Time	Out Time	Pit Time	T. Pit Time	Handicap	Diff.
1	9:46:11.161	9:46:11.161	9:55:46.982	9:35.821	9:35.821		
2	9:57:45.687	9:57:45.687	9:58:20.575	34.888	10:10.709		
3	10:02:42.437	10:02:42.437	10:03:16.124	33.687	10:44.396		

**27** Jesse Carrasquedo Dallara F324 TOM'S TGE 33

Team Motopark

Nº	In Day Time	In Time	Out Time	Pit Time	T. Pit Time	Handicap	Diff.
1	9:43:29.458	9:43:29.458	9:58:33.294	15:03.836	15:03.836		
2	10:01:11.756	10:01:11.756	10:01:42.599	30.843	15:34.679		

**44** Diego de la Torre Dallara F324 TOM'S TGE 33

Team Motopark

Nº	In Day Time	In Time	Out Time	Pit Time	T. Pit Time	Handicap	Diff.
1	9:45:33.309	9:45:33.309	9:57:28.748	11:55.439	11:55.439		
2	9:59:11.931	9:59:11.931	9:59:44.420	32.489	12:27.928		
3	10:01:34.370	10:01:34.370	10:02:22.217	47.847	13:15.775		

**50** Jan Koller Dallara F324 TOM'S TGE 33

RT Team Motopark

Nº	In Day Time	In Time	Out Time	Pit Time	T. Pit Time	Handicap	Diff.
1	9:48:12.184	9:48:12.184	9:54:43.716	6:31.532	6:31.532		
2	9:56:30.600	9:56:30.600	9:57:03.862	33.262	7:04.794		
3	10:00:44.800	10:00:44.800	10:01:22.408	37.608	7:42.402		
4	10:04:59.587	10:04:59.587	10:05:33.806	34.219	8:16.621		

**55** Divy Nandan Dallara F324 TOM'S TGE 33

BVM Racing

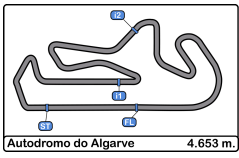
Nº	In Day Time	In Time	Out Time	Pit Time	T. Pit Time	Handicap	Diff.
1	9:59:00.823	9:59:00.823	10:02:36.865	3:36.042	3:36.042		

**58** Aaron Ferrazzano Dallara F324 TOM'S TGE 33

RT Aaron Ferrazzano by Neri Autosport

Nº	In Day Time	In Time	Out Time	Pit Time	T. Pit Time	Handicap	Diff.
1	9:51:29.700	9:51:29.700	10:03:29.809	12:00.109	12:00.109		

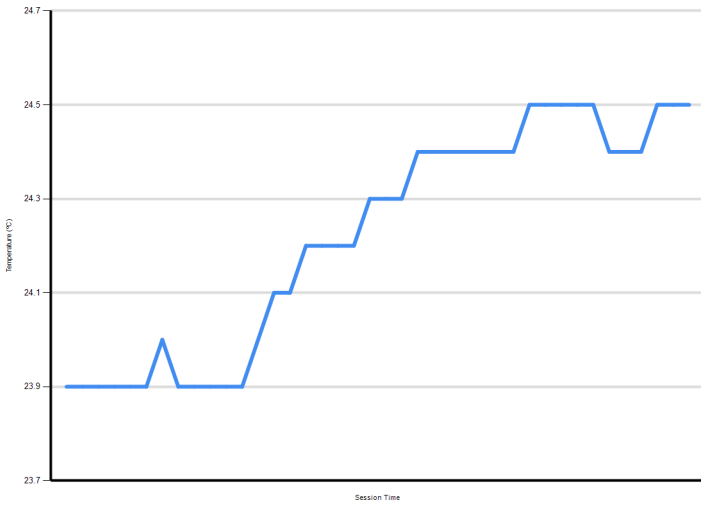




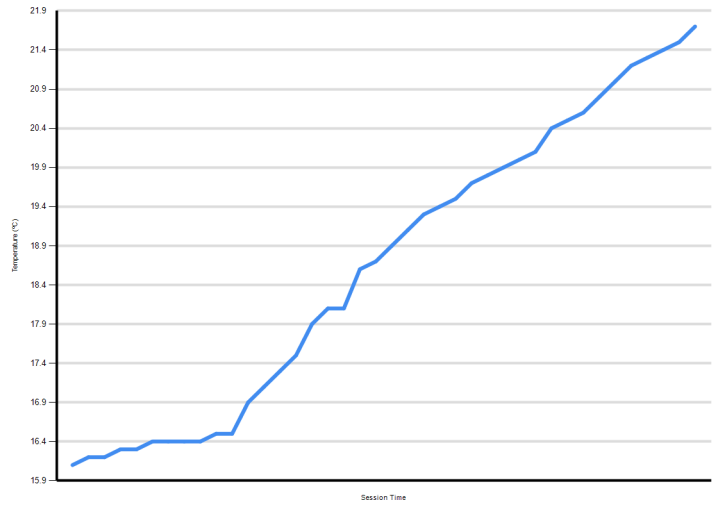
**Autodromo Int. do Algarve**  
**Euroformula Open**  
**Free Practice - 1**  
**Weather Report**



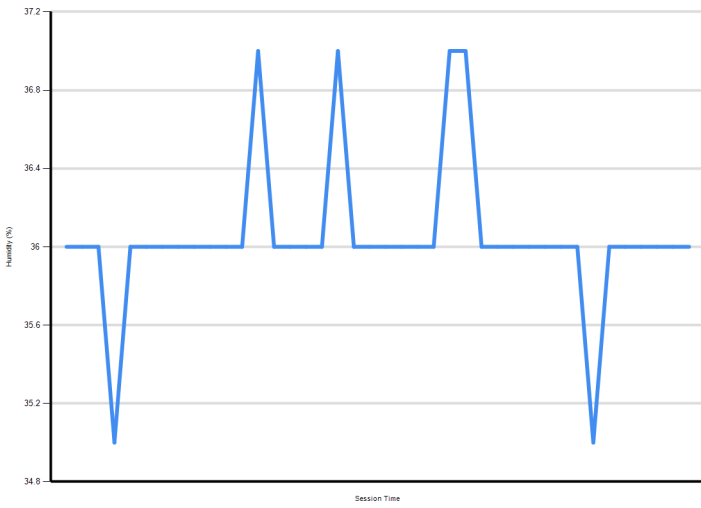
Air Temperature



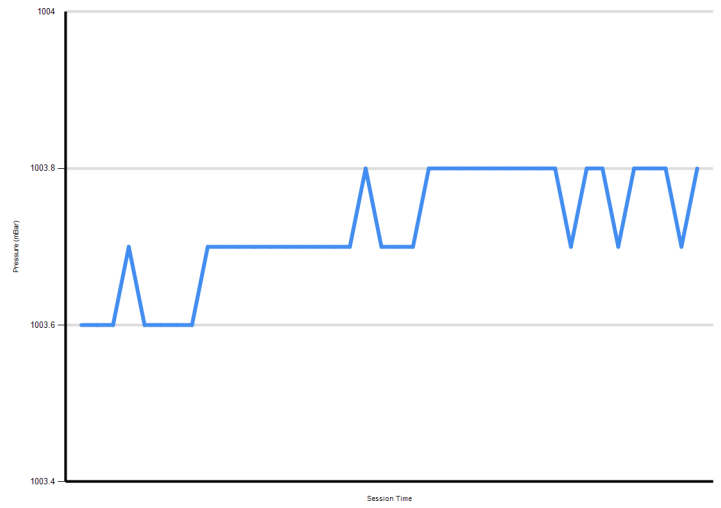
Track Temperature



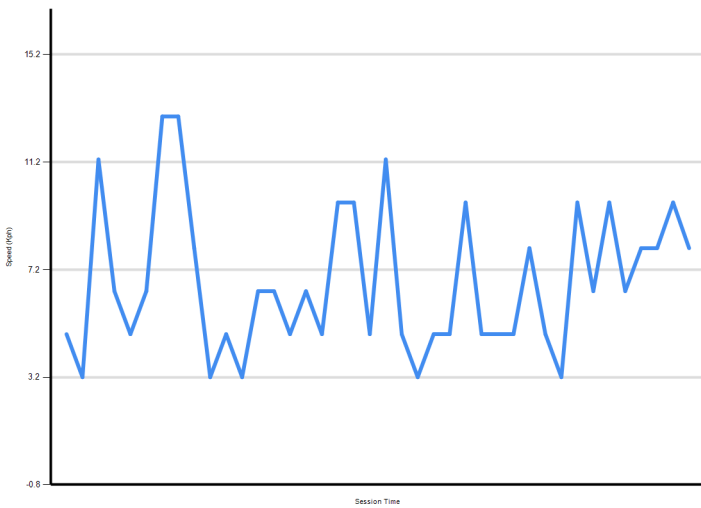
Humidity



Pressure



Wind Speed



Wind direction

